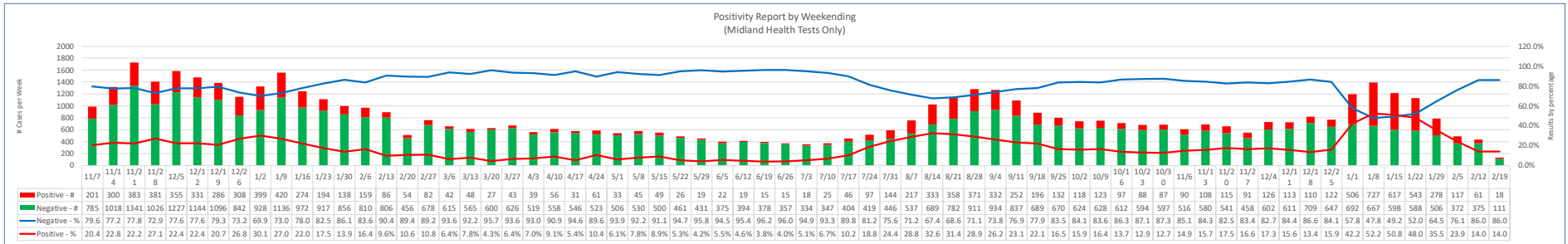
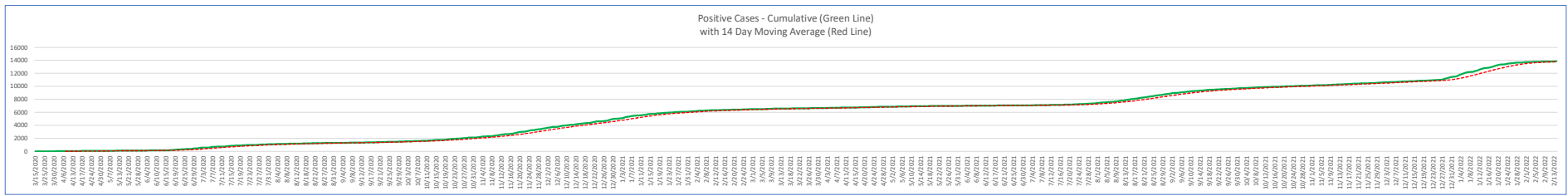
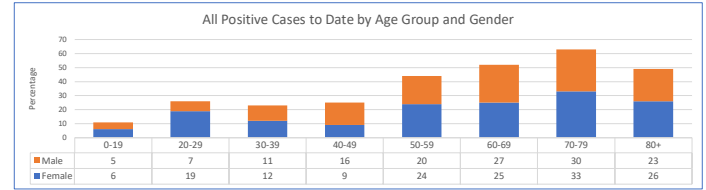
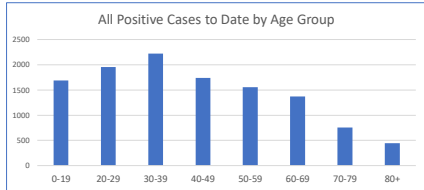
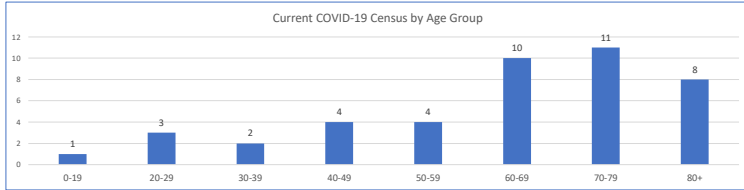
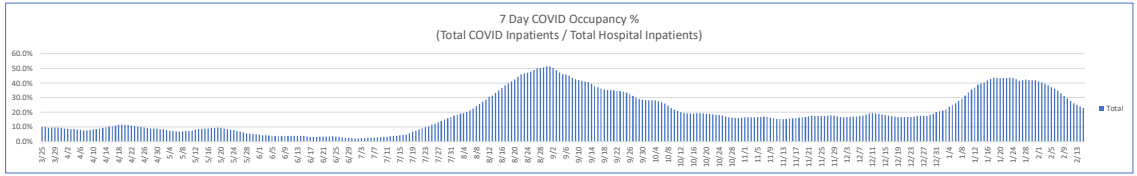


Midland Health COVID-19 Summary Statistics

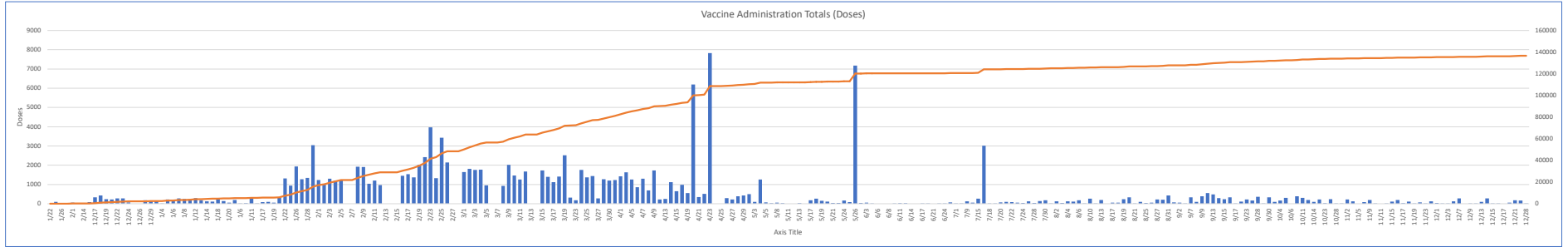
Last Update: 02/15/22 06:55 AM

Current Hospital Census (All COVID Inpatients)		
COVID Status	# Inpatients	On Ventilator
Active	30	3
Convalescing	13	5
COVID Total	43	8
Hospital Occupancy		
Inpatient Rooms	248	Rooms Occupied
		211



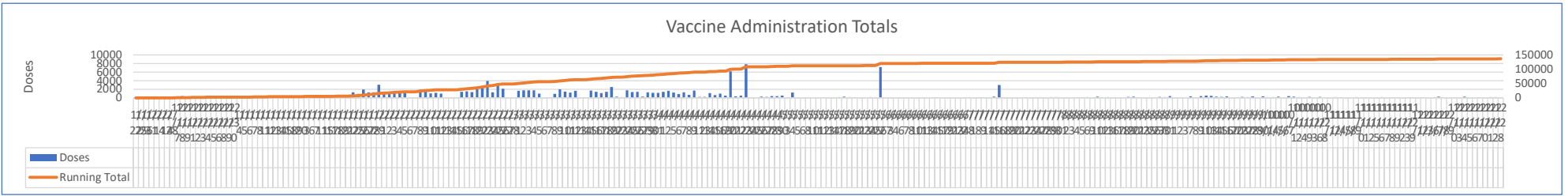
12/17/2020 - Convalescing COVID-19 Inpatients Added to Dashboard Totals / (4/22/2021) added COVID occupancy 7 day average chart *** Total COVID Inpatients/Total Hospital Inpatients Convalescing COVID-19 patients have tested positive over 20 days ago and no longer require isolation (per CDC guidelines), but still require hospital care to treat complications caused by the COVID-19 virus

Vaccination Totals	
This Week	6370
Last Week	7044
This Month	43607
Last Month	92994
Total	136601



COVID-19 Vaccination Administration Report

Last Update: 02/15/22 06:55 AM



Location	Yesterday	This Week	Last Week	This Month	Last Month	Total
Midland Health - Abell Jr. High					177	177
Midland Health - Alamo JH					112	112
Midland Health - Alexander Temple					2	2
Midland Health - Ashton Lodge					12	12
Midland Health - Big D					79	79
Midland Health - Casa De Amigos		30	72	132	311	443
Midland Health - Champion Hearts					20	20
Midland Health - Chevron					43	43
Midland Health - City Hall					41	41
Midland Health - City of Midland				42	51	93
Midland Health - Community Bank					25	25
Midland Health - Community Children's Clinic					715	715
Midland Health - Dialysis Center			267	267	455	722
Midland Health - Diamondback					90	90
Midland Health - El Paso Food Pantry					42	42
Midland Health - Emergency Department					18	18
Midland Health - Employee Health		149	54	1,310	6,774	8,084
Midland Health - Encompass Rehab		23		66	12	78
Midland Health - EOG Resources					89	89
Midland Health - Farmer's Market					18	18
Midland Health - Fasken Oil & Gas					22	22
Midland Health - Field's Edge		3		12		12
Midland Health - Fort Davis (Jeff Davis Co.)			405	405	402	807
Midland Health - Garden City				373		373
Midland Health - Glasscock County					102	102
Midland Health - Goddard JH					477	477
Midland Health - Golf Course Road CC		1,925		5,149	2,339	7,488
Midland Health - Goodwill Baptist					9	9
Midland Health - Greenwood Baptist					38	38
Midland Health - Hillcrest Manor					70	70
Midland Health - Horseshoe Arena		4,108	5,116	25,649	40,032	65,681
Midland Health - Inpatient Admin					5	5
Midland Health - Langtry Village					84	84
Midland Health - Lee Freshman					75	75
Midland Health - Lee High School					474	474
Midland Health - Manor Park			228	440	264	704
Midland Health - Marfa (Presidio Co.)			504	504	1,086	1,590
Midland Health - Midland Christian (School)		60		120	194	314
Midland Health - Midland College					404	404
Midland Health - Midland County					38	38
Midland Health - Midland County Jail					160	160
Midland Health - Midland Fire Dept					26	26

Midland Health - Midland Freshman				91	91
Midland Health - Midland High School				388	388
Midland Health - Midland Homebound			45	145	190
Midland Health - Midland Medical Lodge				48	48
Midland Health - Migrant Facility				103	103
Midland Health - MISD			306	71	377
Midland Health - MLK				47	47
Midland Health - Our Lady Guadalupe				92	92
Midland Health - Ovintiv				62	62
Midland Health - Parker Place			30	30	60
Midland Health - Pioneer				67	67
Midland Health - Polo Park			44	54	98
Midland Health - Premier Admin				434	434
Midland Health - Rockhounds				17	17
Midland Health - Rockwood Manor				3	3
Midland Health - Salvation Army				22	22
Midland Health - San Jacinto JH				156	156
Midland Health - Santa Rita Senior Center			97		97
Midland Health - Saulsbury				16	16
Midland Health - SE Senior Center		36	120	10	130
Midland Health - Senior Life			60		60
Midland Health - Senior Link			48		48
Midland Health - Spectrum Solutions				78	78
Midland Health - Springboard				7	7
Midland Health - TRC Sucker Rod				51	51
Midland Health - Trinity (School)		36	72	5	77
Midland Health - Tripple C Home Health			15	51	66
Midland Health - UTPB				97	97
Midland Health - West Campus			326	4,470	4,796
Midland Health - YMCA				277	277
Transfer - Big Bend Regional (Alpine, Brewster Co.)	-	-	1,100	648	1,748
Transfer - City Health Dept				100	100
Transfer - Conoco-Phillips				90	90
Transfer - DSHS				5,850	5,850
Transfer - Encompass			12	118	130
Transfer - Endeavor/Marathon Health				294	294
Transfer - Graham's Pharmacy (Midland)			363	102	465
Transfer - HEB Wadley (Midland)			77		77
Transfer - Immunize El Paso				14,040	14,040
Transfer - Loyal Source GOVT SVS - Pecos				3,000	3,000
Transfer - Lubbock Covenant		150	150		150
Transfer - Marfa Country Clinic		50	885		885
Transfer - Martin County Hospital			1,276	96	1,372
Transfer - MCHS			200	160	360
Transfer - Midland Pediatrics			96	221	317
Transfer - Moderna Vax Clinic				60	60
Transfer - Pfizer Vax Clinic				630	630
Transfer - Pop-Up Clinic				2,432	2,432
Transfer - Presidio County Health Services (PCHS)			402	600	1,002
Transfer - Scenic Mountain			2,298		2,298
Transfer - Shannon Pharmacy			192		192
Transfer - Topline Pharmacy				306	306
Transfer - United RX				1,170	1,170
Transfer - West Texas Allergy (Midland)		198	924	798	1,722
	-	6,370	7,044	43,607	92,994
					136,601