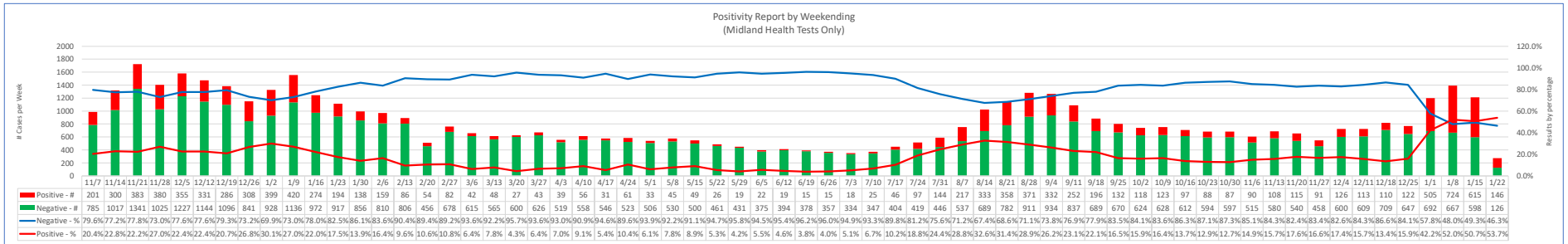
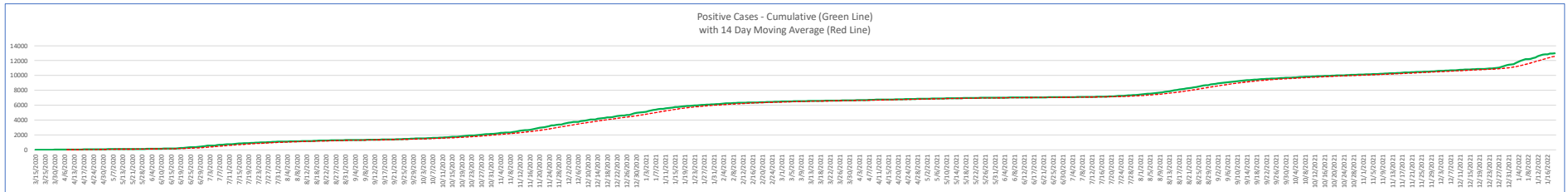
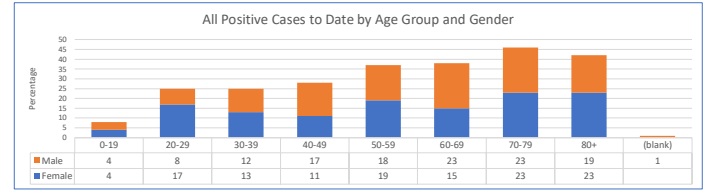
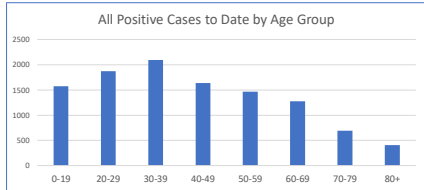
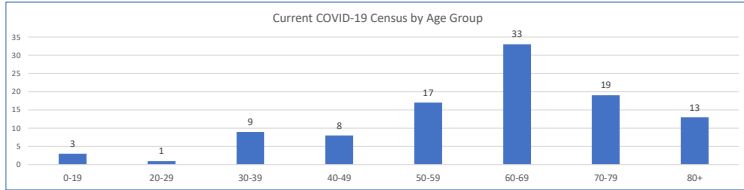
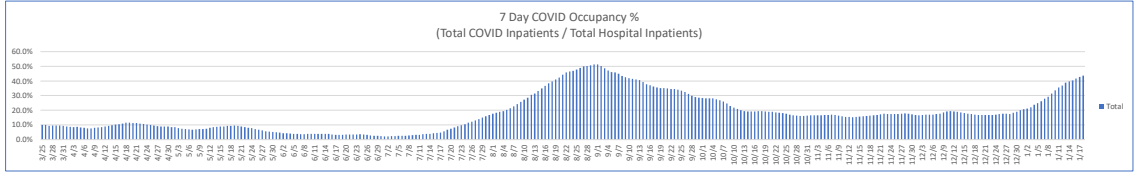


Midland Health COVID-19 Summary Statistics

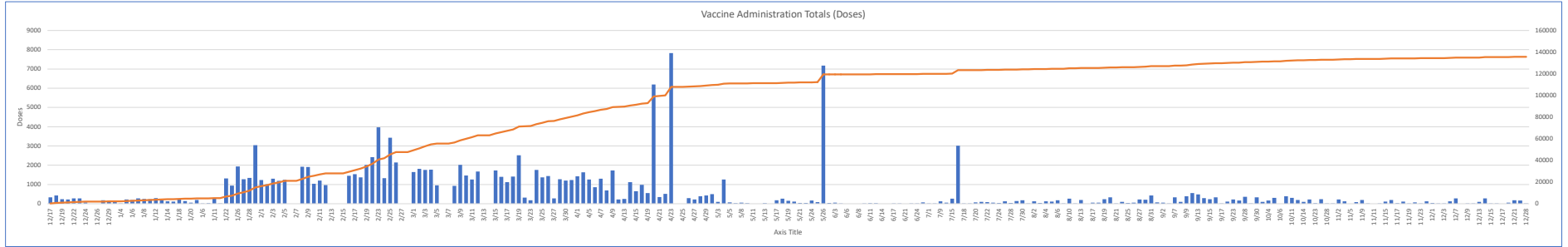
Last Update: 01/18/22 06:37 AM

Current Hospital Census (All COVID Inpatients)		
COVID Status	# Inpatients	On Ventilator
Active	98	9
Convalescing	5	4
COVID Total	103	13
Hospital Occupancy		
Inpatient Rooms	270	Rooms Occupied
		217



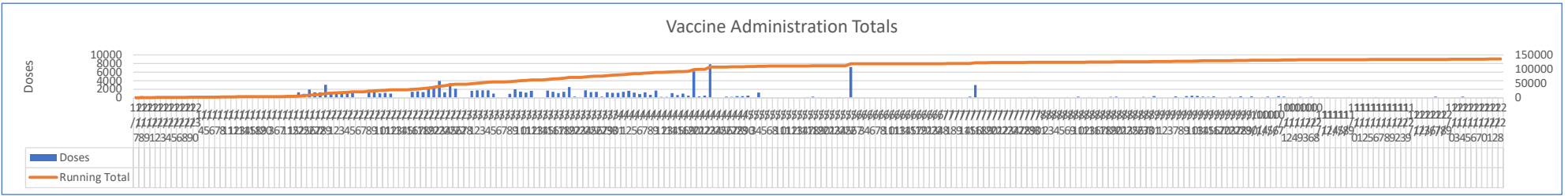
12/17/2020 - Convalescing COVID-19 Inpatients Added to Dashboard Totals / (4/22/2021) added COVID occupancy 7 day average chart *** Total COVID Inpatients/Total Hospital Inpatients
Convalescing COVID-19 patients have tested positive over 20 days ago and no longer require isolation (per CDC guidelines), but still require hospital care to treat complications caused by the COVID-19 virus

Vaccination Totals	
This Week	1316
Last Week	134199
This Month	125424
Last Month	125424
Total	135793



COVID-19 Vaccination Administration Report

Last Update: 01/18/22 06:37 AM



Location	Yesterday	This Week	Last Week	This Month	Last Month	Total
Midland Health - Abell Jr. High			177	177	177	177
Midland Health - Alamo JH			112	112	112	112
Midland Health - Alexander Temple			2	2	2	2
Midland Health - Ashton Lodge			12	12	12	12
Midland Health - Big D			79	79	79	79
Midland Health - Casa De Amigos			443	413	413	443
Midland Health - Champion Hearts			20	20	20	20
Midland Health - Chevron			43	43	43	43
Midland health - City Hall			41	41	41	41
Midland Health - City of Midland			51	51	51	51
Midland Health - Community Bank			25	25	25	25
Midland Health - Community Children's Clinic			715	715	715	715
Midland Health - Dialysis Center			722	722	722	722
Midland Health - Diamondback			90	90	90	90
Midland Health - El Paso Food Pantry			42	42	42	42
Midland Health - Emergency Department			18	18	18	18
Midland Health - Employee Health		387	7,612	7,303	7,303	8,023
Midland Health - Encompass Rehab			78	54	54	78
Midland Health - EOG Resources			89	89	89	89
Midland Health - Farmer's Market			18	18	18	18
Midland Health - Fasken Oil & Gas			22	22	22	22
Midland Health - Field's Edge			12	3	3	12
Midland Health - Fort Davis (Jeff Davis Co.)			807	807	807	807
Midland Health - Garden City			373	373	373	373
Midland Health - Glasscock County			102	102	102	102
Midland Health - Goddard JH			477	477	477	477
Midland Health - Golf Course Road CC			7,488	7,488	7,488	7,488
Midland Health - Goodwill Baptist			9	9	9	9
Midland Health - Greenwood Baptist			38	38	38	38
Midland Health - Hillcrest Manor			70	70	70	70
Midland Health - Horseshoe Arena		542	65,139	60,115	60,115	65,681
Midland Health - Inpatient Admin			5	5	5	5
Midland Health - Langtry Village			84	84	84	84
Midland Health - Lee Freshman			75	75	75	75
Midland Health - Lee High School			474	474	474	474
Midland Health - Manor Park		212	492	492	492	704
Midland Health - Marfa (Presidio Co.)			1,590	1,590	1,590	1,590
Midland Health - Midland Christian (School)			314	254	254	314
Midland Health - Midland College			404	404	404	404
Midland Health - Midland County			38	38	38	38
Midland Health - Midland County Jail			160	160	160	160
Midland Health - Midland Fire Dept			26	26	26	26

Midland Health - Midland Freshman		91	91	91	91
Midland Health - Midland High School		388	388	388	388
Midland Health - Midland Homebound		171	171	171	171
Midland Health - Midland Medical Lodge		48	48	48	48
Midland Health - Migrant Facility		103	103	103	103
Midland Health - MISD	175	121	121	121	296
Midland Health - MLK		41	41	41	41
Midland Health - Our Lady Guadalupe		92	92	92	92
Midland Health - Ovintiv		62	62	62	62
Midland Health - Parker Place		60	60	60	60
Midland Health - Pioneer		67	67	67	67
Midland Health - Polo Park		98	98	98	98
Midland Health - Premier Admin		434	434	434	434
Midland Health - Rockhounds		17	17	17	17
Midland Health - Rockwood Manor		3	3	3	3
Midland Health - Salvation Army		22	22	22	22
Midland Health - San Jacinto JH		156	156	156	156
Midland Health - Santa Rita Senior Center		81	81	81	97
Midland Health - Saulsbury		16	16	16	16
Midland Health - SE Senior Center		130	94	94	130
Midland Health - Senior Life		60	60	60	60
Midland Health - Senior Link		48	48	48	48
Midland Health - Springboard		7	7	7	7
Midland Health - TRC Sucker Rod		51	51	51	51
Midland Health - Trinity (School)		77	41	41	77
Midland Health - Tripple C Home Health		51	36	36	51
Midland Health - UTPB		97	97	97	97
Midland Health - West Campus		4,344	4,344	4,344	4,582
Midland Health - YMCA		277	277	277	277
Transfer - Big Bend Regional (Alpine, Brewster Co.)		1,748	1,148	1,148	1,748
Transfer - City Health Dept		100	100	100	100
Transfer - Conoco-Phillips		90	90	90	90
Transfer - DSHS		5,850	5,850	5,850	5,850
Transfer - Encompass		118	118	118	118
Transfer - Endeavor/Marathon Health		294	294	294	294
Transfer - Graham's Pharmacy (Midland)		465	267	267	465
Transfer - HEB Wadley (Midland)		77	35	35	77
Transfer - Immunize El Paso		14,040	14,040	14,040	14,040
Transfer - Loyal Source GOVT SVS - Pecos		3,000	3,000	3,000	3,000
Transfer - Lubbock Covenant		150	150	150	150
Transfer - Marfa Country Clinic		885	885	885	885
Transfer - Martin County Hospital		1,372	676	676	1,372
Transfer - MCHS		160	160	160	160
Transfer - Midland Pediatrics		237	221	221	237
Transfer - Moderna Vax Clinic		60	60	60	60
Transfer - Pfizer Vax Clinic		630	630	630	630
Transfer - Pop-Up Clinic		2,432	2,432	2,432	2,432
Transfer - Presidio County Health Services (PCHS)		1,002	600	600	1,002
Transfer - Scenic Mountain		2,298	1,500	1,500	2,298
Transfer - Shannon Pharmacy		192			192
Transfer - Topline Pharmacy		306	306	306	306
Transfer - United RX		1,170	1,170	1,170	1,170
Transfer - West Texas Allergy (Midland)		1,722	1,434	1,434	1,722
	-	1,316	132,477	123,990	134,071