

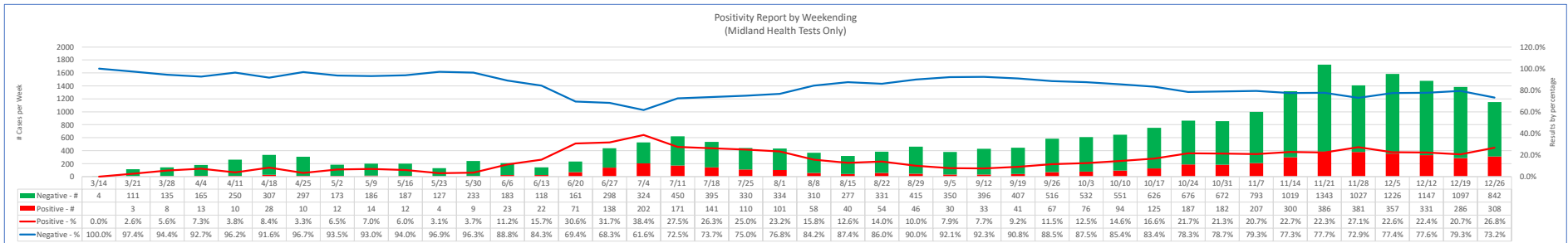
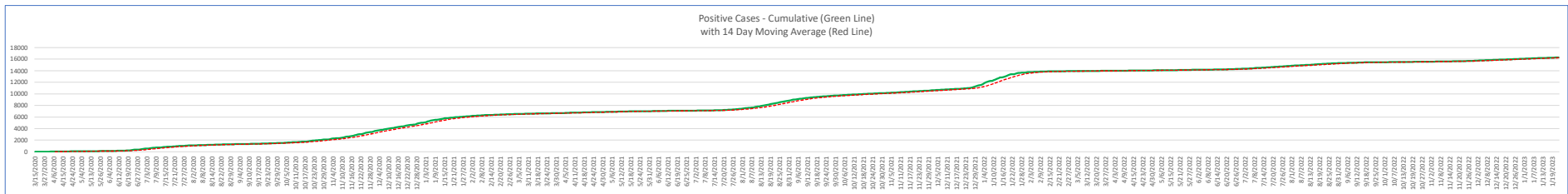
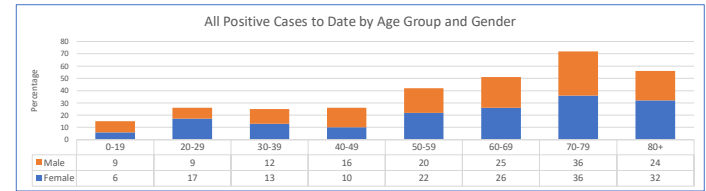
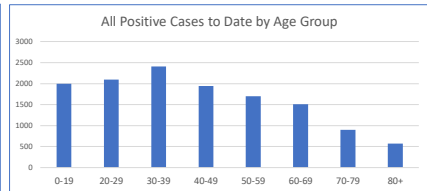
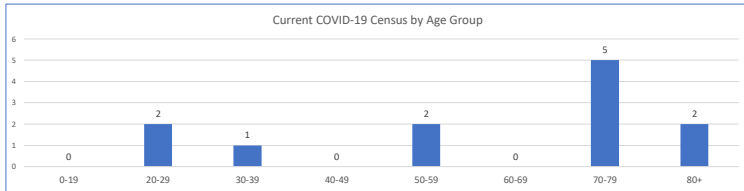
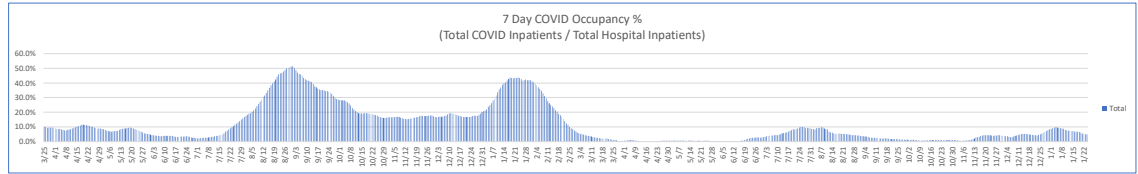
### Midland Health COVID-19 Summary Statistics

Last Update: 01/24/23 08:45 AM

Current Hospital Census (All COVID Inpatients)		
COVID Status	# Inpatients	On Ventilator
Active	12	0
Convalescing	0	0
<b>COVID Total</b>	<b>12</b>	<b>0</b>

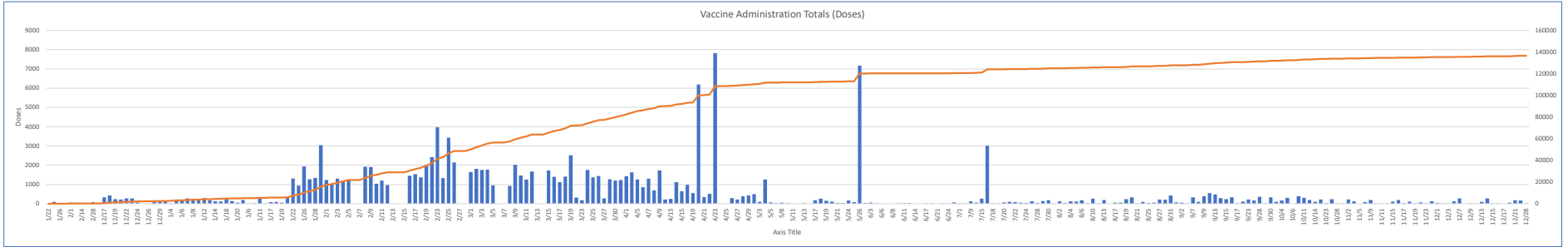
  

Hospital Occupancy	
Inpatient Rooms	Rooms Occupied
248	198



12/17/2020 - Convalescing COVID-19 Inpatients Added to Dashboard Totals / (4/22/2021) added COVID occupancy 7 day average chart \*\*\* Total COVID Inpatients/Total Hospital Inpatients  
 Convalescing COVID-19 patients have tested positive over 20 days ago and no longer require isolation (per CDC guidelines), but still require hospital care to treat complications caused by the COVID-19 virus

Vaccination Totals	
This Week	7924
Last Week	13301
This Month	32494
Last Month	32709
<b>Total</b>	<b>136619</b>



Inpatients Isolated	
RSV Positive	1
Flu Positive	0