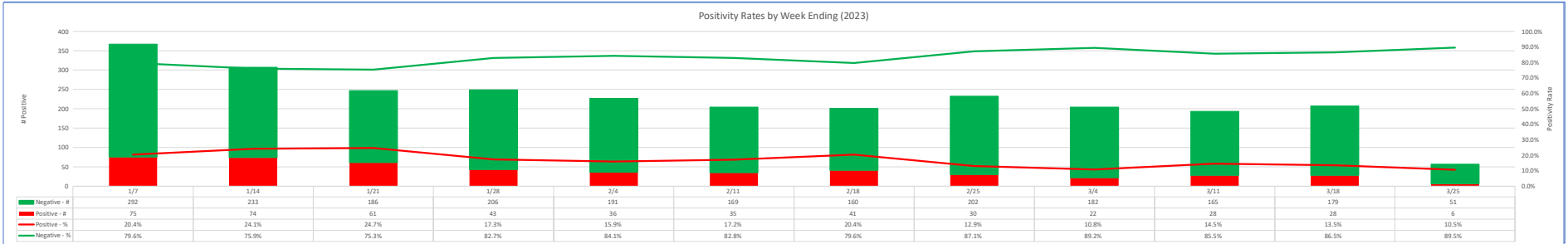
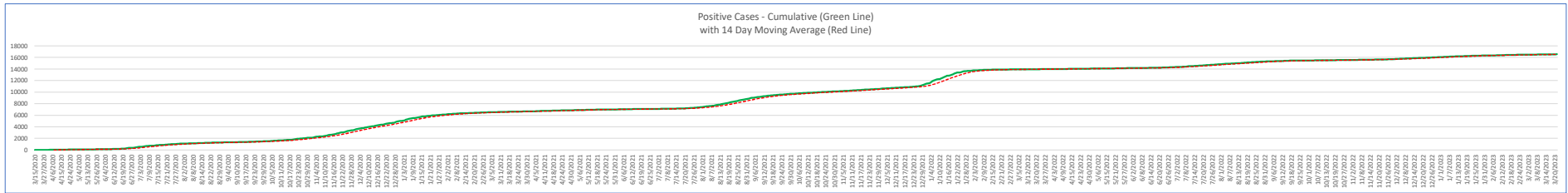
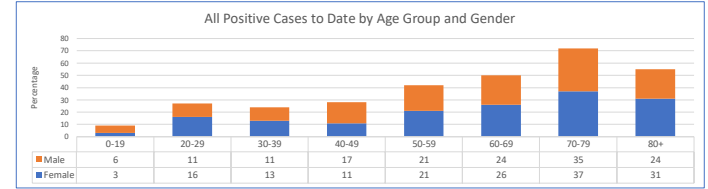
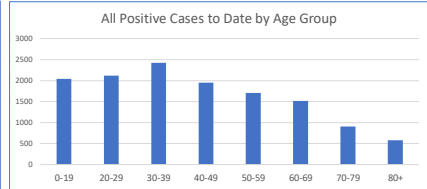
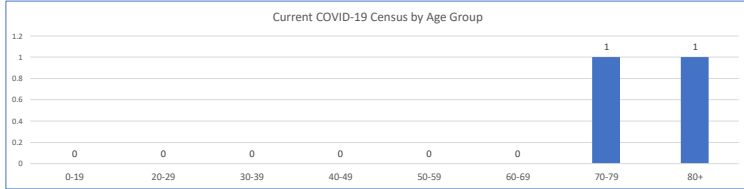
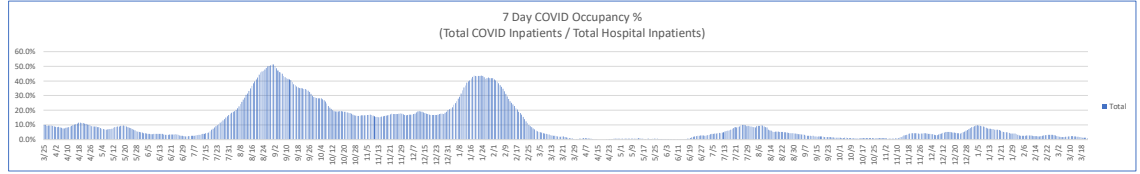


Midland Health COVID-19 Summary Statistics

Last Update: 03/21/23 09:39 AM

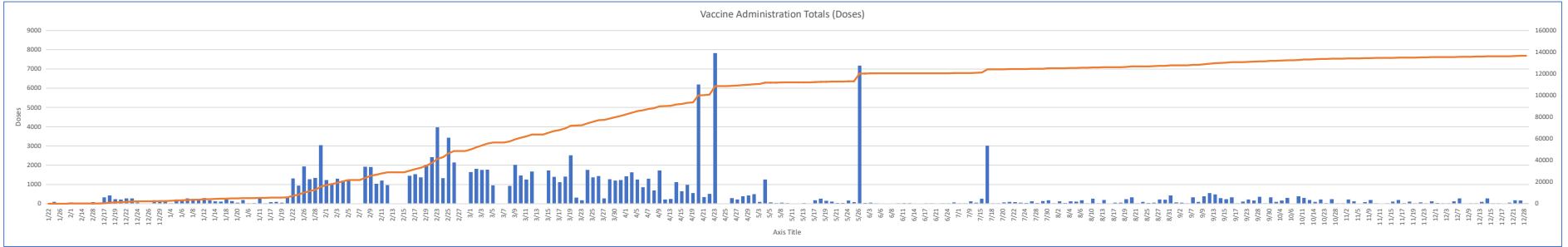
Current Hospital Census (All COVID Inpatients)		
COVID Status	# Inpatients	On Ventilator
Active	2	0
Convalescing	0	0
COVID Total	2	0

Inpatient Rooms		Rooms Occupied
Hospital Occupancy	248	189



12/17/2020 - Convalescing COVID-19 Inpatients Added to Dashboard Totals / (4/22/2021) added COVID occupancy 7 day average chart *** Total COVID Inpatients/Total Hospital Inpatients Convalescing COVID-19 patients have tested positive over 20 days ago and no longer require isolation (per CDC guidelines), but still require hospital care to treat complications caused by the COVID-19 virus

Vaccination Totals	
This Week	7924
Last Week	13301
This Month	32494
Last Month	32709
Total	136619



	Inpatients Isolated
RSV Positive	0
Flu Positive	0