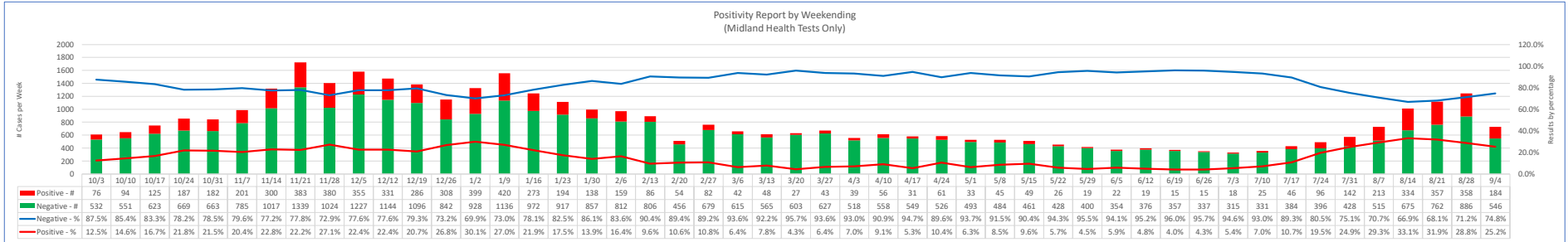
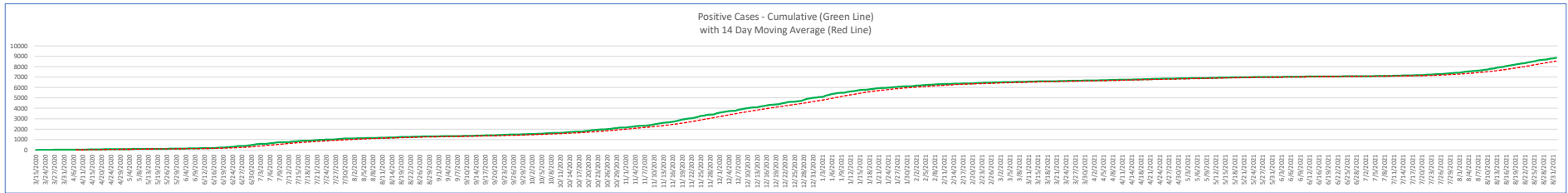
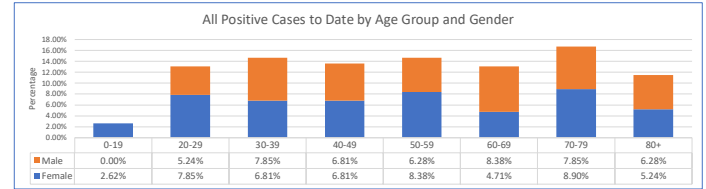
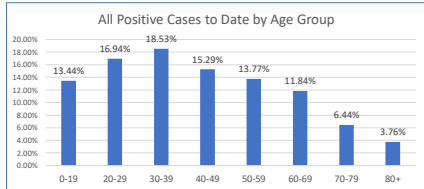
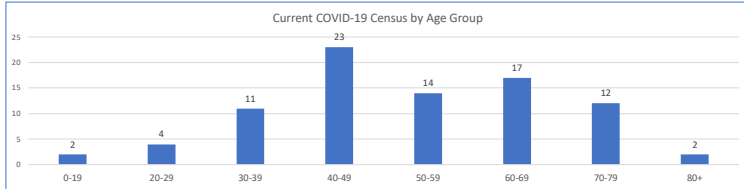
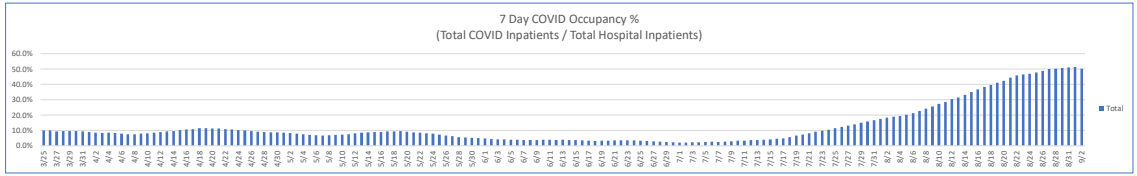


Midland Health COVID-19 Summary Statistics

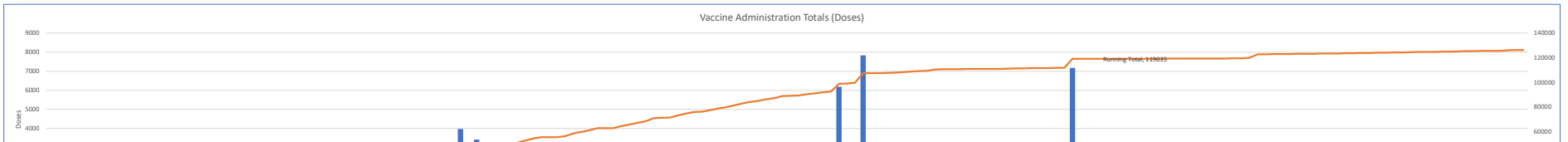
Last Update: 09/02/21 06:49 AM

Current Hospital Census (All COVID Inpatients)		
COVID Status	# Inpatients	On Ventilator
Active	85	8
Convalescing	18	6
COVID Total	103	14
Hospital Occupancy		
Inpatient Rooms	283	Rooms Occupied
		239



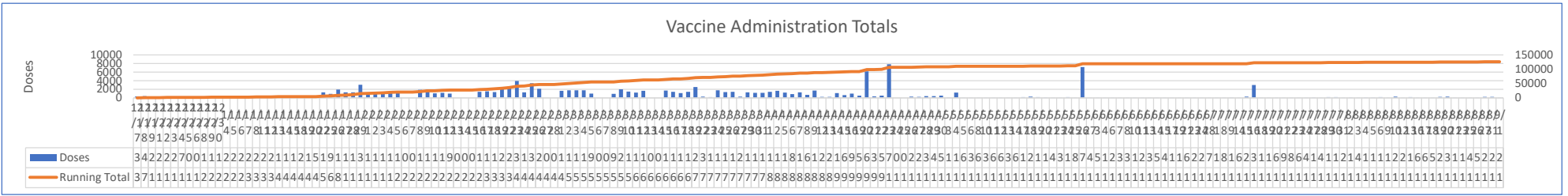
12/17/2020 - Convalescing COVID-19 Inpatients Added to Dashboard Totals / (4/22/2021) added COVID occupancy 7 day average chart *** Total COVID Inpatients/Total Hospital Inpatients Convalescing COVID-19 patients have tested positive over 20 days ago and no longer require isolation (per CDC guidelines), but still require hospital care to treat complications caused by the COVID-19 virus

Vaccination Totals	
This Week	256
Last Week	125407
This Month	2442
Last Month	2442
Total	126092



COVID-19 Vaccination Administration Report

Last Update: 09/02/21 06:49 AM



Location	Yesterday	This Week	Last Week	This Month	Last Month	Total
Midland Health - Abell Jr. High			177			177
Midland Health - Alamo JH			112			112
Midland Health - Alexander Temple			2			2
Midland Health - Ashton Lodge			12			12
Midland Health - Big D		41	38	79	79	79
Midland Health - Casa De Amigos			443			443
Midland Health - Champion Hearts			20			20
Midland Health - Chevron			43			43
Midland health - City Hall			41			41
Midland Health - City of Midland			51	51	51	51
Midland Health - Community Bank				25	25	25
Midland Health - Dialysis Center			722			722
Midland Health - Diamondback			90			90
Midland Health - El Paso Food Pantry			42			42
Midland Health - Emergency Department			18			18
Midland Health - Employee Health	22	29	7,045	187	187	7,117
Midland Health - Encompass Rehab			66			66
Midland Health - EOG Resources			89			89
Midland Health - Farmer's Market			18			18
Midland Health - Fasken Oil & Gas			22	10	10	22
Midland Health - Field's Edge			12			12
Midland Health - Fort Davis (Jeff Davis Co.)			807			807
Midland Health - Garden City			373			373
Midland Health - Glasscock County			102			102
Midland Health - Goddard JH			166			166
Midland Health - Golf Course Road CC			7,488			7,488
Midland Health - Goodwill Baptist			9			9
Midland Health - Greenwood Baptist		38		38	38	38
Midland Health - Hillcrest Manor			70			70
Midland Health - Horseshoe Arena			65,681			65,681
Midland Health - Inpatient Admin			5	5	5	5
Midland Health - Langtry Village			84			84
Midland Health - Lee Freshman			75			75
Midland Health - Lee High School			230			230
Midland Health - Manor Park			470	2	2	470
Midland Health - Marfa (Presidio Co.)			1,590			1,590
Midland Health - Midland Christian (School)			265	54	54	265
Midland Health - Midland College		148	256	242	242	404
Midland Health - Midland County			38	38	38	38
Midland Health - Midland County Jail			145	77	77	160
Midland Health - Midland Freshman			91			91
Midland Health - Midland High School			217			217

Midland Health - Midland Homebound			165			165
Midland Health - Midland Medical Lodge			40	16	16	40
Midland Health - Migrant Facility			103			103
Midland Health - MISD			296			296
Midland Health - MLK			41			41
Midland Health - Our Lady Guadalupe			92	9	9	92
Midland Health - Ovintiv			62			62
Midland Health - Parker Place			60			60
Midland Health - Pioneer			67			67
Midland Health - Polo Park			98			98
Midland Health - Premier Admin			434	5	5	434
Midland Health - Rockhounds			17	17	17	17
Midland Health - Rockwood Manor			3			3
Midland Health - San Jacinto JH			156			156
Midland Health - Santa Rita Senior Center			81			81
Midland Health - Saulsbury			16	11	11	16
Midland Health - SE Senior Center			130			130
Midland Health - Senior Life			60			60
Midland Health - Senior Link			48			48
Midland Health - Springboard			7			7
Midland Health - TRC Sucker Rod				27	27	
Midland Health - Trinity (School)			77	5	5	77
Midland Health - Tripple C Home Health				18	18	
Midland Health - UTPB			21	21	21	21
Midland Health - West Campus			413	473	473	614
Midland Health - YMCA			52	152	152	152
Transfer - Big Bend Regional (Alpine, Brewster Co.)			1,748			1,748
Transfer - DSHS			5,850			5,850
Transfer - Endeavor/Marathon Health			210			210
Transfer - Graham's Pharmacy (Midland)			465			465
Transfer - HEB Wadley (Midland)			77			77
Transfer - Immunize El Paso			14,040			14,040
Transfer - Loyal Source GOVT SVS - Pecos			3,000			3,000
Transfer - Lubbock Covenant			150			150
Transfer - Marfa Country Clinic						
Transfer - Martin County Hospital			1,372			1,372
Transfer - Midland Pediatrics			12			12
Transfer - Pop-Up Clinic						
Transfer - Presidio County Health Services (PCHS)						
Transfer - Scenic Mountain						
Transfer - Topline Pharmacy						
Transfer - United RX						
Transfer - West Texas Allergy (Midland)						
	22	256	116,688	1,562	1,562	117,373