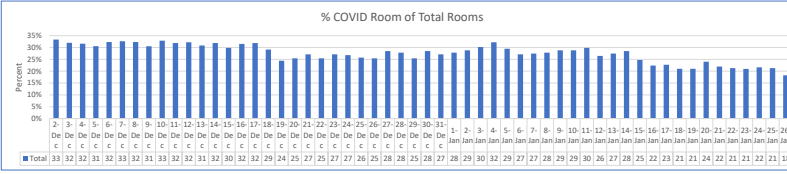


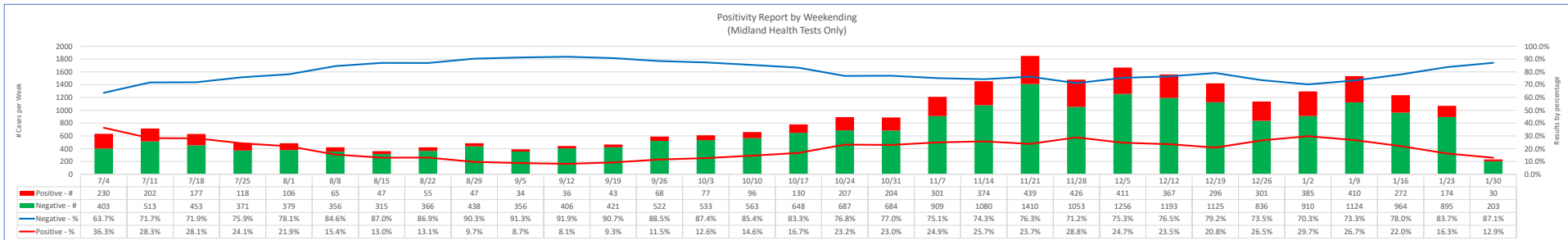
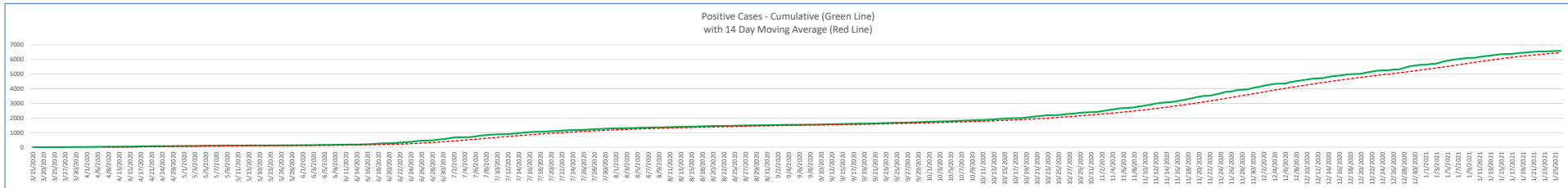
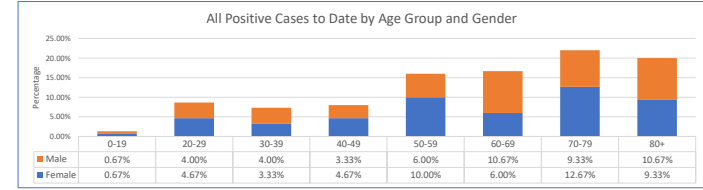
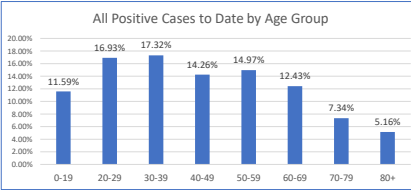
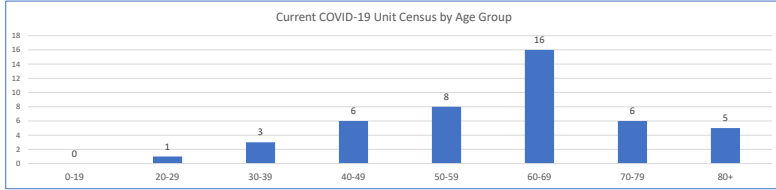
Midland Health COVID-19 Summary Statistics

Last Update: 01/26/21 07:47 AM

Current Hospital Census (All COVID Inpatients)					
Unit	Rooms Assigned	Active COVID	Convalescing COVID	% Unit Occupied	7-Day Average
COVID-CCU	23	19	1	87%	83%
COVID-MED	54	27	7	63%	68%
COVID Total	77	46	8	70%	76%
Inpatient Rooms		Rooms Occupied		% Occupied	7-Day Average
Hospital Occupancy		296		216	73%
COVID % of Capacity				18%	21%



Current Ventilator Usage	
Unit	In-use
CCU	8
COVID-CCU	14
COVID-MED	0
Total	22



12/17/2020 - Convalescing COVID-19 Inpatients Added to Dashboard Totals
 Convalescing COVID-19 patients have tested positive over 20 days ago and no longer require isolation (per CDC guidelines), but still require hospital care to treat complications caused by the COVID-19 virus