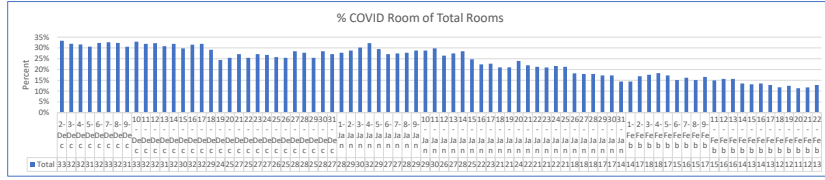


Midland Health COVID-19 Summary Statistics

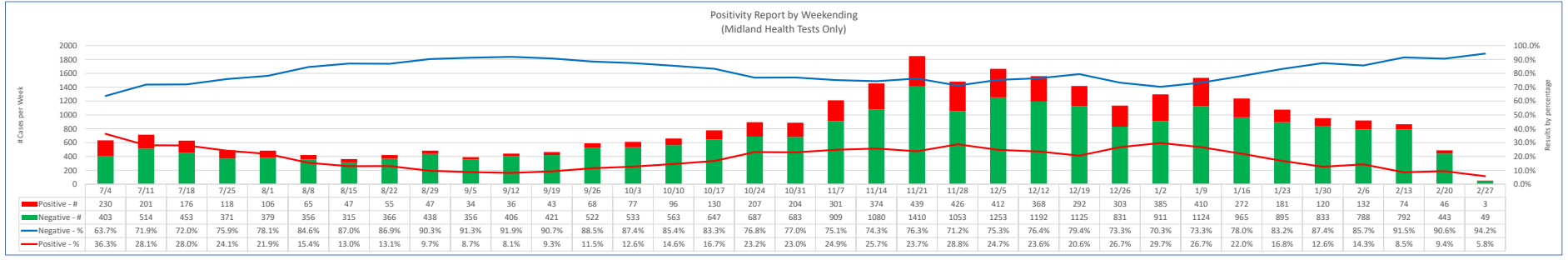
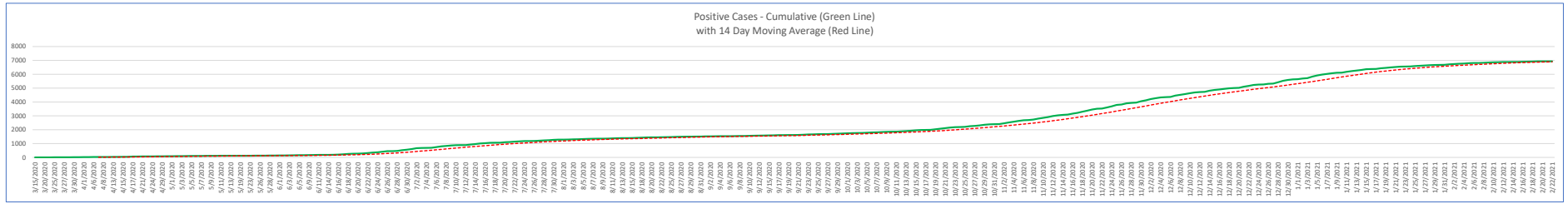
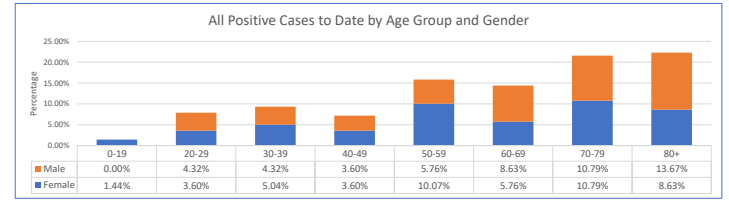
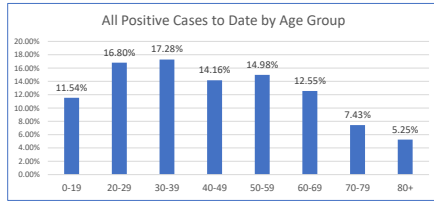
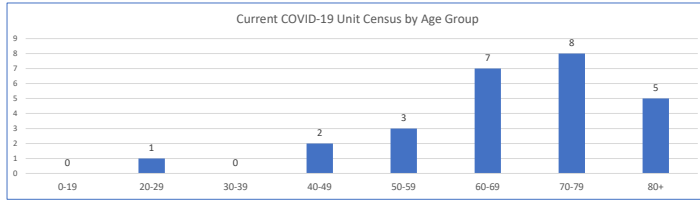
Last Update: 02/22/21 07:34 AM

Current Hospital Census (All COVID Inpatients)					
Unit	Rooms Assign	Active COVID	Convalescing COVID	% Unit Occupied	7-Day Average
COVID-CCU	13	11	2	100%	84%
COVID-MED	28	16	5	75%	67%
COVID Total	41	27	7	83%	75%

Inpatient Room				
Rooms Occupied	% Occupied	7-Day Average	Hospital Occupancy	COVID % of Capacity
265	80%	77%	213	13%

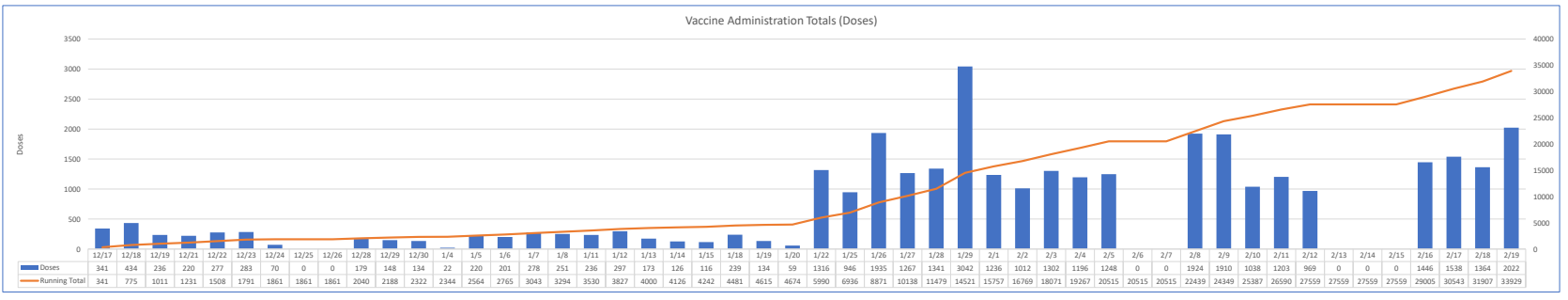


Current Ventilator Usage	
Unit	In-use
CCU	8
COVID-CCU	8
COVID-MED	0
Total	16



12/17/2020 - Convalescing COVID-19 Inpatients Added to Dashboard Totals
 Convalescing COVID-19 patients have tested positive over 20 days ago and no longer require isolation (per CDC guidelines), but still require hospital care to treat complications caused by the COVID-19 virus

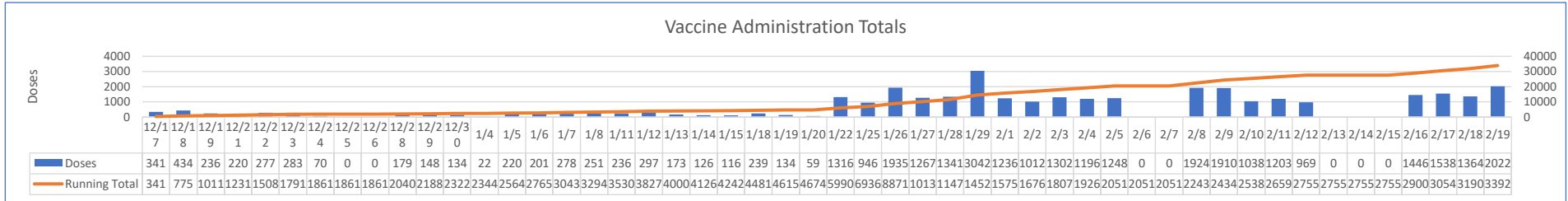
Vaccination Totals	
This Week	0
Last Week	6370
This Month	19408
Last Month	12199
Total	33929





COVID-19 Vaccination Administration Report

Last Update: 02/22/21 07:34 AM



Location	Yesterday	This Week	Last Week	This Month	Last Month	Total
Midland Health - Casa De Amigos			30	102	30	132
Midland Health - Dialysis Center				267		267
Midland Health - Employee Health			149	363	3,027	5,712
Midland Health - Encompass Rehab			23	32	24	56
Midland Health - Field's Edge			3	3	9	12
Midland Health - Fort Davis (Jeff Davis Co.)				405		405
Midland Health - Garden City				190		190
Midland Health - Golf Course Road CC			1,925	1,925		1,925
Midland Health - Horseshoe Arena			4,108	14,583	5,566	20,149
Midland Health - Manor Park				228	212	440
Midland Health - Marfa (Presidio Co.)				504		504
Midland Health - Midland Christian (School)			60	60	60	120
Midland Health - Midland Homebound				24		24
Midland Health - MISD				25	175	200
Midland Health - Santa Rita Senior Center				41		41
Midland Health - SE Senior Center			36	36	36	72
Midland Health - Senior Life				30		30
Midland Health - Senior Link				48		48
Midland Health - Trinity (School)			36	36	36	72
Transfer - Big Bend Regional (Alpine, Brewster Co.)			-	-	600	600
Transfer - Graham's Pharmacy (Midland)					198	198
Transfer - HEB Wadley (Midland)					42	42
Transfer - Lubbock Covenant				150		150
Transfer - Marfa Country Clinic				50		50
Transfer - Martin County Hospital					696	696
Transfer - Presidio County Health Services (PCHS)					402	402
Transfer - Scenic Mountain					798	798
Transfer - West Texas Allergy (Midland)				306	288	594
						33,929