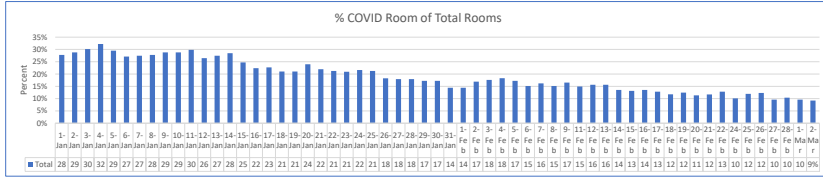


Midland Health COVID-19 Summary Statistics

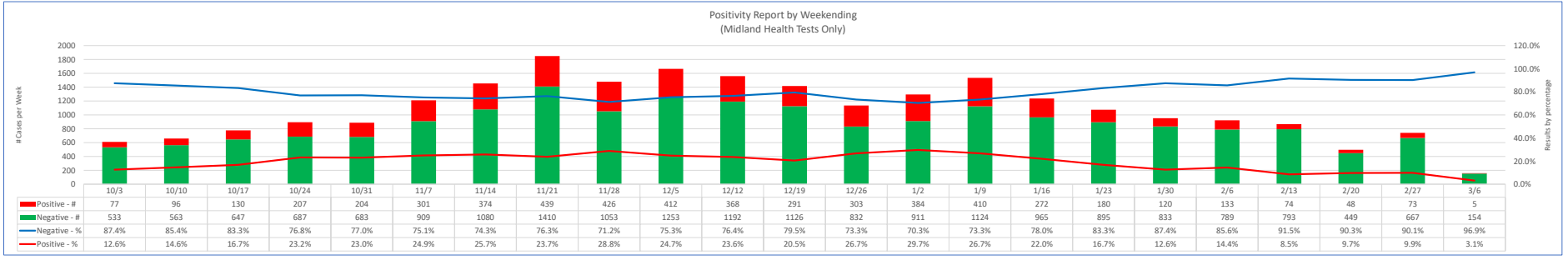
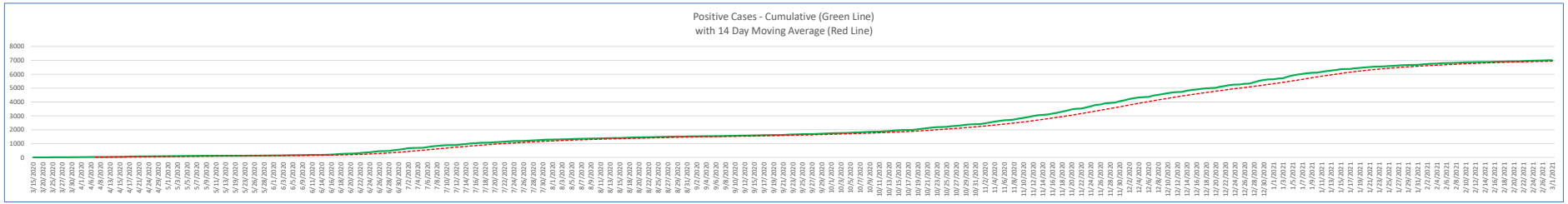
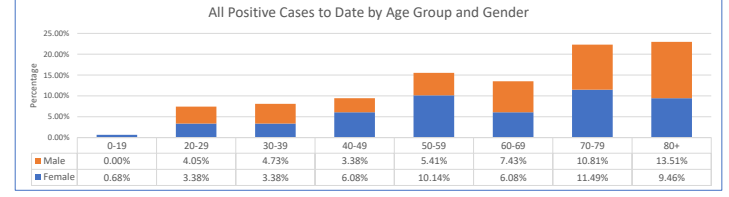
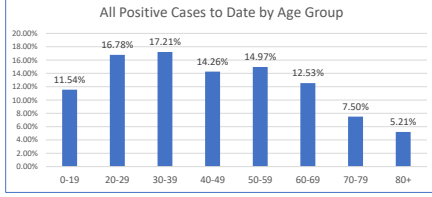
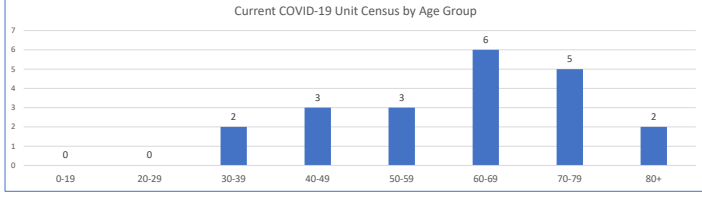
Last Update: 03/02/21 07:15 AM

Current Hospital Census (All COVID Inpatients)					
Unit	Rooms Assign	Active COVID	Convalescing COVID	% Unit Occupied	7-Day Average
COVID-CCU	12	10	0	83%	82%
COVID-MED	23	9	5	61%	73%
COVID Total	35	19	5	69%	78%

Inpatient Room				
Rooms Occupied	% Occupied	7-Day Average		
Hospital Occup	260	207	80%	
COVID % of Capacity			9%	

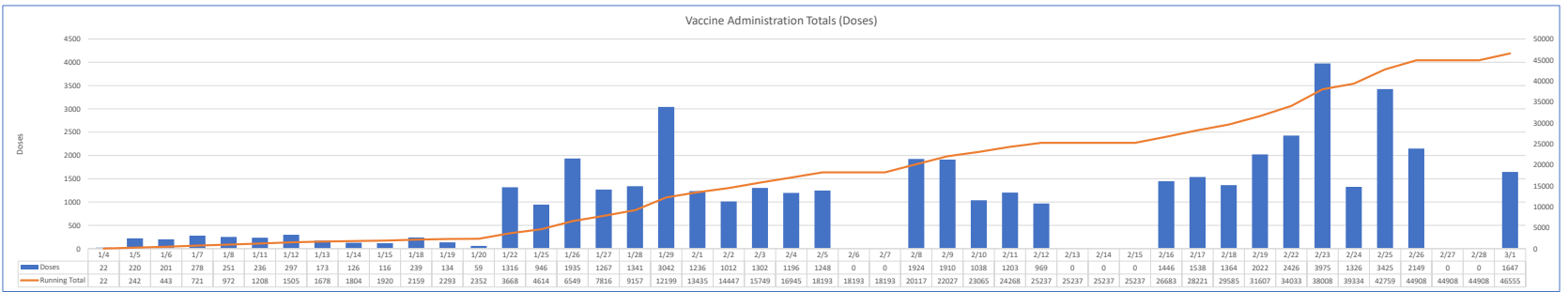


Current Ventilator Usage	
Unit	In-use
CCU	7
COVID-CCU	8
COVID-MED	0
Total	15



12/17/2020 - Convalescing COVID-19 Inpatients Added to Dashboard Totals
 Convalescing COVID-19 patients have tested positive over 20 days ago and no longer require isolation (per CDC guidelines), but still require hospital care to treat complications caused by the COVID-19 virus

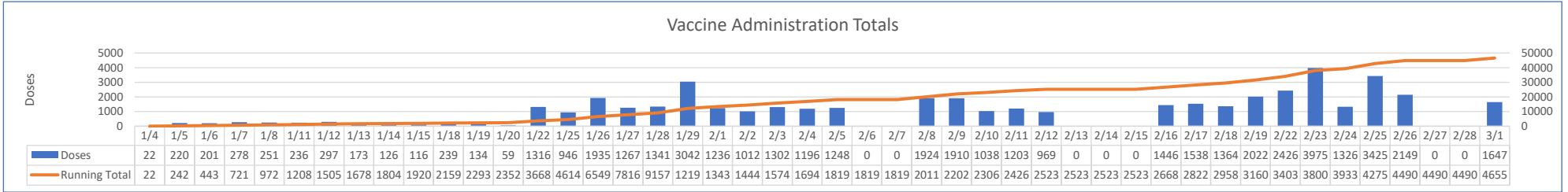
Vaccination Totals	
This Week	1647
Last Week	13301
This Month	1647
Last Month	32709
Total	48877





COVID-19 Vaccination Administration Report

Last Update: 03/02/21 07:15 AM



Location	Yesterday	This Week	Last Week	This Month	Last Month	Total
Midland Health - Casa De Amigos					102	132
Midland Health - Dialysis Center					267	267
Midland Health - Employee Health	9	9	213	9	576	5,934
Midland Health - Encompass Rehab			10		42	66
Midland Health - Field's Edge					3	12
Midland Health - Fort Davis (Jeff Davis Co.)	402	402		402	405	807
Midland Health - Garden City			183		373	373
Midland Health - Golf Course Road CC			3,224		5,149	5,149
Midland Health - Horseshoe Arena	1,212	1,212	5,500	1,212	20,083	26,861
Midland Health - Manor Park					228	440
Midland Health - Marfa (Presidio Co.)					504	504
Midland Health - Midland Christian (School)					60	120
Midland Health - Midland Homebound	24	24	9	24	33	57
Midland Health - MISD			25		50	225
Midland Health - Parker Place			30		30	30
Midland Health - Polo Park			44		44	44
Midland Health - Santa Rita Senior Center			40		81	81
Midland Health - SE Senior Center			48		84	120
Midland Health - Senior Life			30		60	60
Midland Health - Senior Link					48	48
Midland Health - Trinity (School)					36	72
Transfer - Big Bend Regional (Alpine, Brewster Co.)	-	-	500	-	500	1,100
Transfer - Graham's Pharmacy (Midland)			165		165	363
Transfer - HEB Wadley (Midland)			35		35	77
Transfer - Lubbock Covenant					150	150
Transfer - Marfa Country Clinic			835		885	885
Transfer - Martin County Hospital			580		580	1,276
Transfer - Presidio County Health Services (PCHS)						402
Transfer - Scenic Mountain			1,500		1,500	2,298
Transfer - West Texas Allergy (Midland)			330		636	924
						48,877