

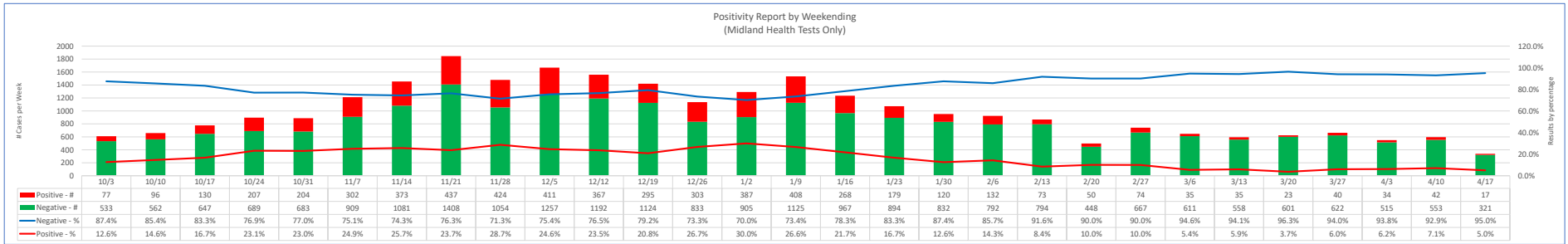
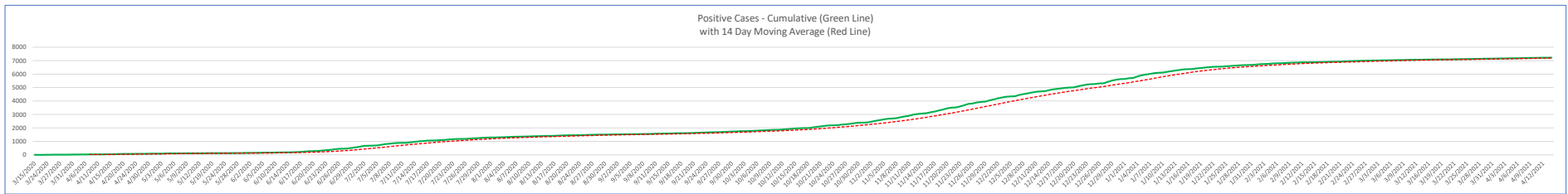
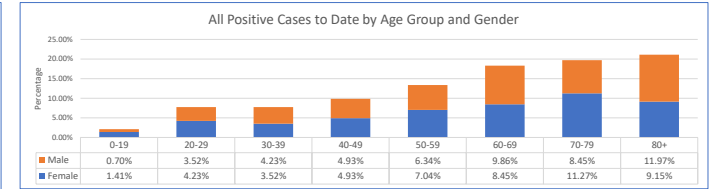
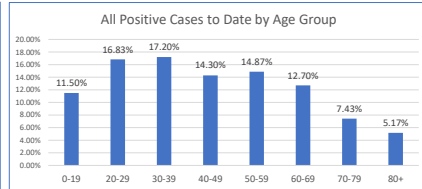
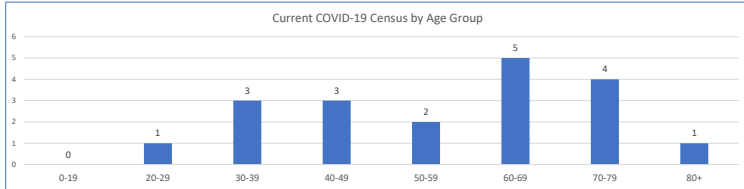
### Midland Health COVID-19 Summary Statistics

Last Update: 04/15/21 07:34 AM

Current Hospital Census (All COVID Inpatients)		
COVID Status	# Inpatients	On Ventilator
Active	14	3
Convalescing	5	4
<b>COVID Total</b>	<b>19</b>	<b>7</b>

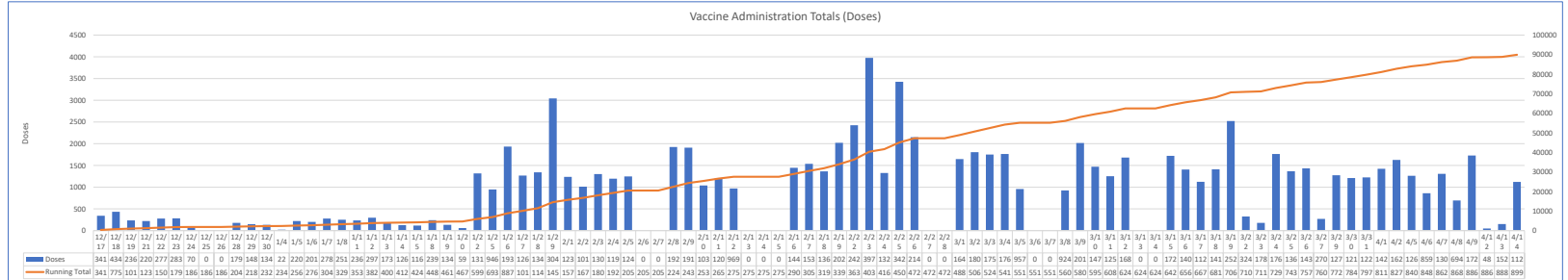
  

Hospital Occupancy	
Inpatient Rooms	Rooms Occupied
248	169



12/17/2020 - Convalescing COVID-19 Inpatients Added to Dashboard Totals  
 Convalescing COVID-19 patients have tested positive over 20 days ago and no longer require isolation (per CDC guidelines), but still require hospital care to treat complications caused by the COVID-19 virus

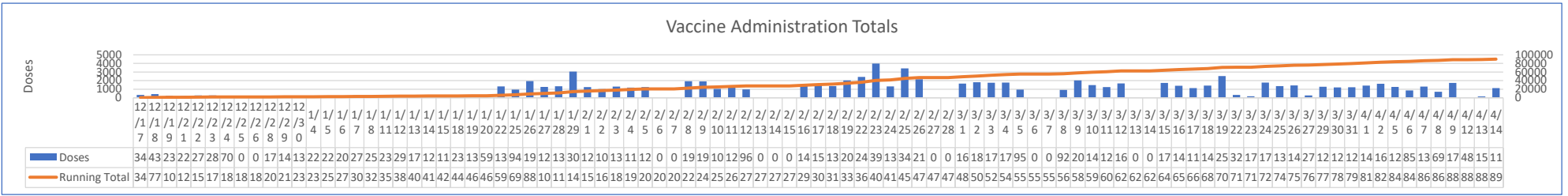
Vaccination Totals	
This Week	1321
Last Week	5849
This Month	32494
Last Month	32494
<b>Total</b>	<b>89943</b>





COVID-19 Vaccination Administration Report

Last Update: 04/15/21 07:34 AM



Location	Yesterday	This Week	Last Week	This Month	Last Month	Total
Midland Health - Casa De Amigos			80	168	168	380
Midland Health - Dialysis Center	30	30		408	408	705
Midland Health - Diamondback		46				46
Midland Health - Emergency Department	6	6	6			18
Midland Health - Employee Health		5	61	428	428	6,473
Midland Health - Encompass Rehab						66
Midland Health - Field's Edge						12
Midland Health - Fort Davis (Jeff Davis Co.)				402	402	807
Midland Health - Garden City						373
Midland Health - Golf Course Road CC				2,339	2,339	7,488
Midland Health - Hillcrest Manor				70	70	70
Midland Health - Horseshoe Arena	1,085	1,085	5,105	25,528	25,528	60,260
Midland Health - Langtry Village				84	84	84
Midland Health - Manor Park						446
Midland Health - Marfa (Presidio Co.)			498	588	588	1,590
Midland Health - Midland Christian (School)		45		46	46	211
Midland Health - Midland College		87				87
Midland Health - Midland Homebound			5	104	104	142
Midland Health - Migrant Facility			94			94
Midland Health - MISD				45	45	270
Midland Health - Parker Place				30	30	60
Midland Health - Polo Park				54	54	98
Midland Health - Premier Admin		17		412	412	429
Midland Health - Santa Rita Senior Center						81
Midland Health - SE Senior Center						120
Midland Health - Senior Life						60
Midland Health - Senior Link						48
Midland Health - Trinity (School)						72
Transfer - Big Bend Regional (Alpine, Brewster Co.)				612	612	1,712
Transfer - Endeavor/Marathon Health						90
Transfer - Graham's Pharmacy (Midland)				102	102	465
Transfer - HEB Wadley (Midland)						77
Transfer - Lubbock Covenant						150
Transfer - Marfa Country Clinic						885
Transfer - Martin County Hospital				96	96	1,372
Transfer - Presidio County Health Services (PCHS)				600	600	1,002
Transfer - Scenic Mountain						2,298
Transfer - West Texas Allergy (Midland)				378	378	1,302
						89,943