

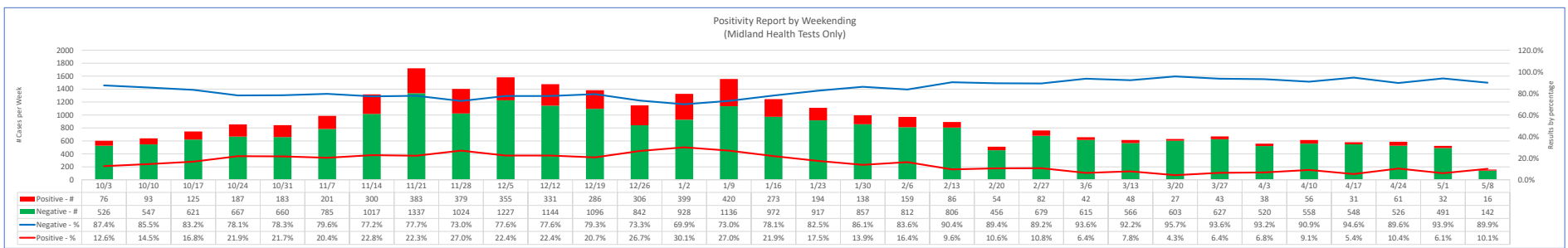
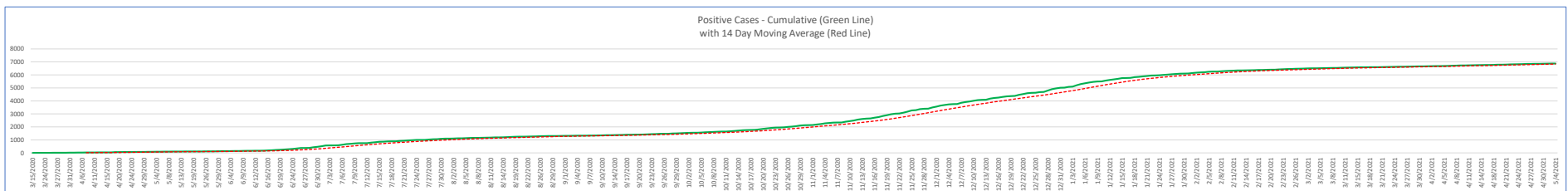
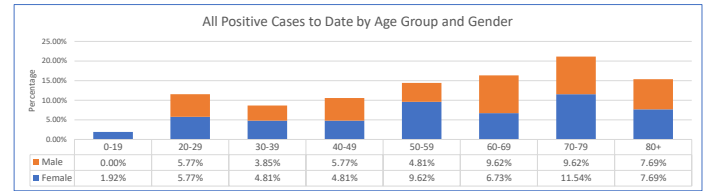
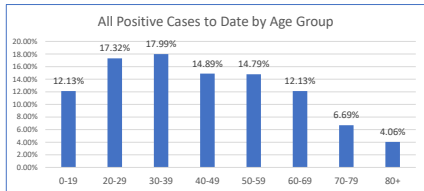
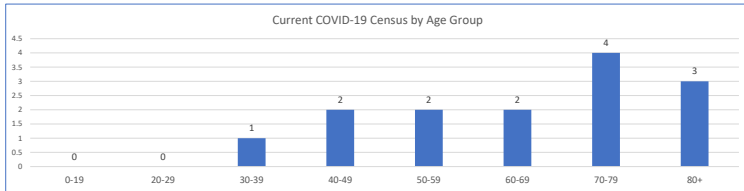
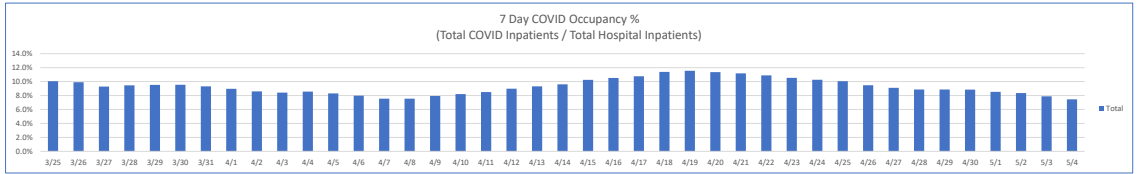
### Midland Health COVID-19 Summary Statistics

Last Update: 05/04/21 08:53 AM

Current Hospital Census (All COVID Inpatients)		
COVID Status	# Inpatients	On Ventilator
Active	10	1
Convalescing	4	2
<b>COVID Total</b>	<b>14</b>	<b>3</b>

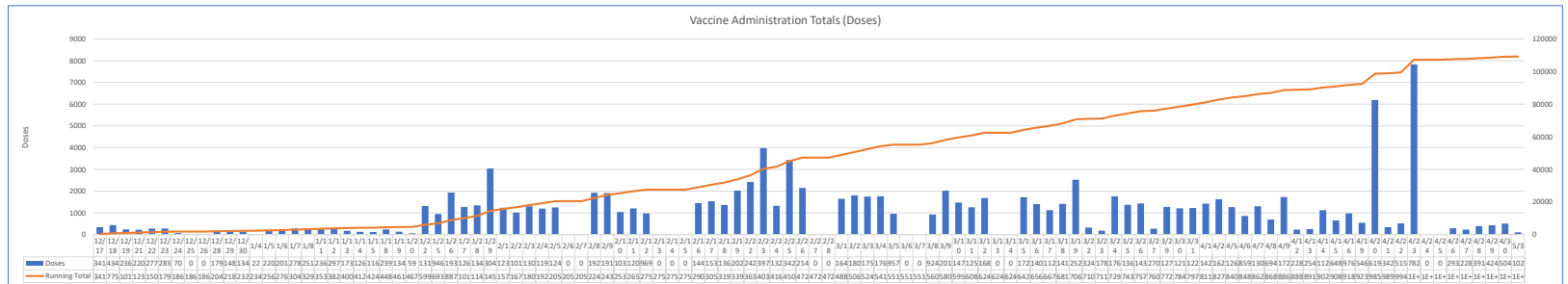
  

Hospital Occupancy	
Inpatient Rooms	Rooms Occupied
248	210



12/17/2020 - Convalescing COVID-19 Inpatients Added to Dashboard Totals / (4/22/2021) added COVID occupancy 7 day average chart \*\*\* Total COVID Inpatients/Total Hospital Inpatients Convalescing COVID-19 patients have tested positive over 20 days ago and no longer require isolation (per CDC guidelines), but still require hospital care to treat complications caused by the COVID-19 virus

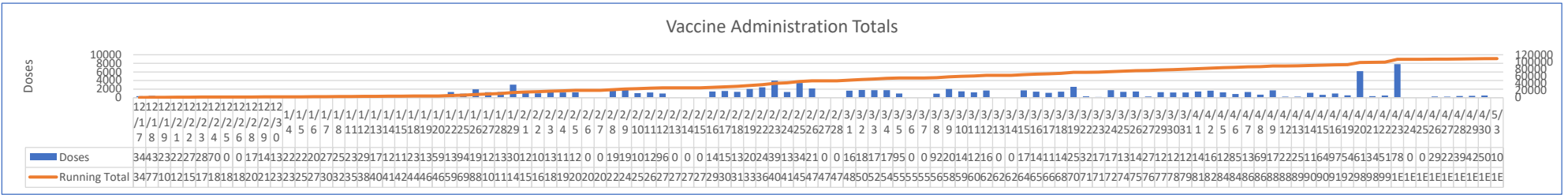
Vaccination Totals	
This Week	102
Last Week	1840
This Month	29388
Last Month	29388
<b>Total</b>	<b>109214</b>





COVID-19 Vaccination Administration Report

Last Update: 05/04/21 08:53 AM



Location	Yesterday	This Week	Last Week	This Month	Last Month	Total
Midland Health - Casa De Amigos			33	113	113	413
Midland Health - Dialysis Center				42	42	717
Midland Health - Diamondback	44	44		46	46	90
Midland Health - Emergency Department				18	18	18
Midland Health - Employee Health			26	203	203	6,556
Midland Health - Encompass Rehab				66	66	66
Midland Health - EOG Resources			47	47	47	47
Midland Health - Field's Edge				12	12	12
Midland Health - Fort Davis (Jeff Davis Co.)				807	807	807
Midland Health - Garden City				373	373	373
Midland Health - Glasscock County				102	102	102
Midland Health - Golf Course Road CC				7,488	7,488	7,488
Midland Health - Hillcrest Manor				70	70	70
Midland Health - Horseshoe Arena			1,556	14,504	14,504	65,681
Midland Health - Langtry Village				84	84	84
Midland Health - Lee High School			69	69	69	69
Midland Health - Manor Park			3	9	9	449
Midland Health - Marfa (Presidio Co.)				498	498	1,590
Midland Health - Midland Christian (School)				45	45	211
Midland Health - Midland College				87	87	87
Midland Health - Midland High School			64	64	64	64
Midland Health - Midland Homebound			7	17	17	154
Midland Health - Migrant Facility				94	94	94
Midland Health - MISD	4	4		22	22	296
Midland Health - Parker Place				60	60	60
Midland Health - Pioneer			35	35	35	35
Midland Health - Polo Park				98	98	98
Midland Health - Premier Admin				17	17	429
Midland Health - Santa Rita Senior Center				81	81	81
Midland Health - SE Senior Center				120	120	120
Midland Health - Senior Life				60	60	60
Midland Health - Senior Link				48	48	48
Midland Health - Trinity (School)				72	72	72
Transfer - Big Bend Regional (Alpine, Brewster Co.)			-	36	36	1,748
Transfer - DSHS				5,850	5,850	5,850
Transfer - Endeavor/Marathon Health				156	156	156
Transfer - Graham's Pharmacy (Midland)				465	465	465
Transfer - HEB Wadley (Midland)				77	77	77
Transfer - Immunize El Paso				7,020	7,020	7,020
Transfer - Lubbock Covenant				150	150	150
Transfer - Marfa Country Clinic				885	885	885
Transfer - Martin County Hospital				1,372	1,372	1,372

Transfer - Presidio County Health Services (PCHS)						1,002
Transfer - Scenic Mountain						2,298
Transfer - West Texas Allergy (Midland)	54	54		294	294	1,650
						109,214