

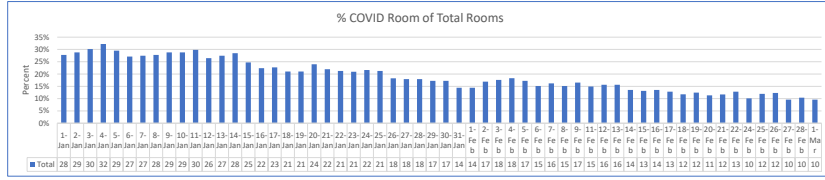
**Midland Health COVID-19 Summary Statistics**

Last Update: 03/01/21 06:21 AM

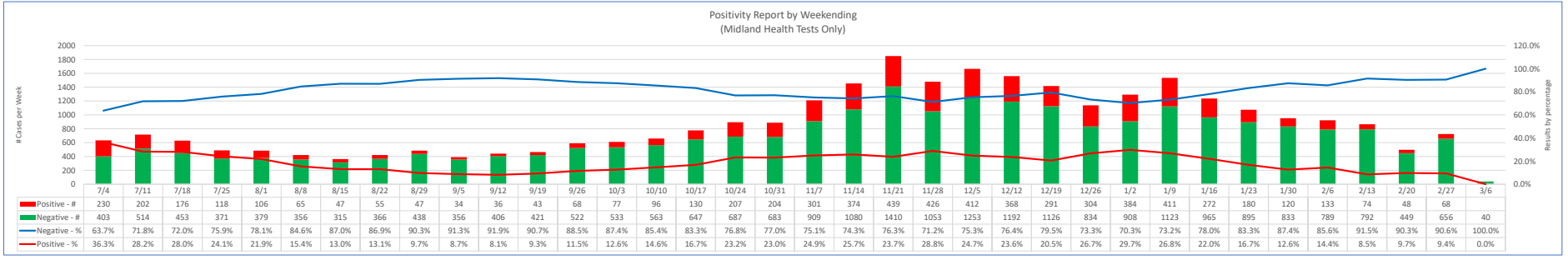
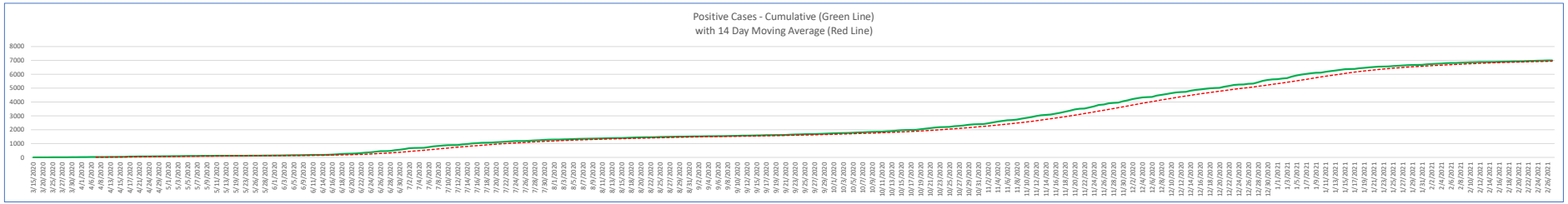
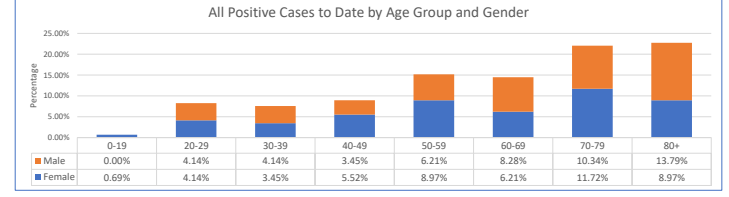
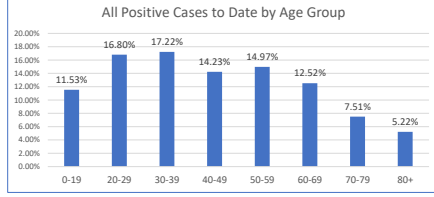
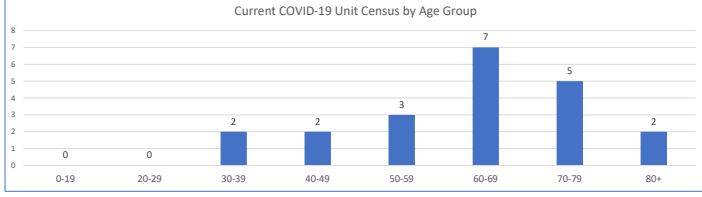
Current Hospital Census (All COVID Inpatients)					
Unit	Rooms Assign	Active COVID	Convalescing COVID	% Unit Occupied	7-Day Average
COVID-CCU	13	8	1	69%	85%
COVID-MED	22	12	4	73%	75%
<b>COVID Total</b>	<b>35</b>	<b>20</b>	<b>5</b>	<b>71%</b>	<b>80%</b>

Inpatient Room				
Rooms Occupied	% Occupied	7-Day Average		
Hospital Occup	260	181	70%	76%
COVID % of Capacity			10%	11%

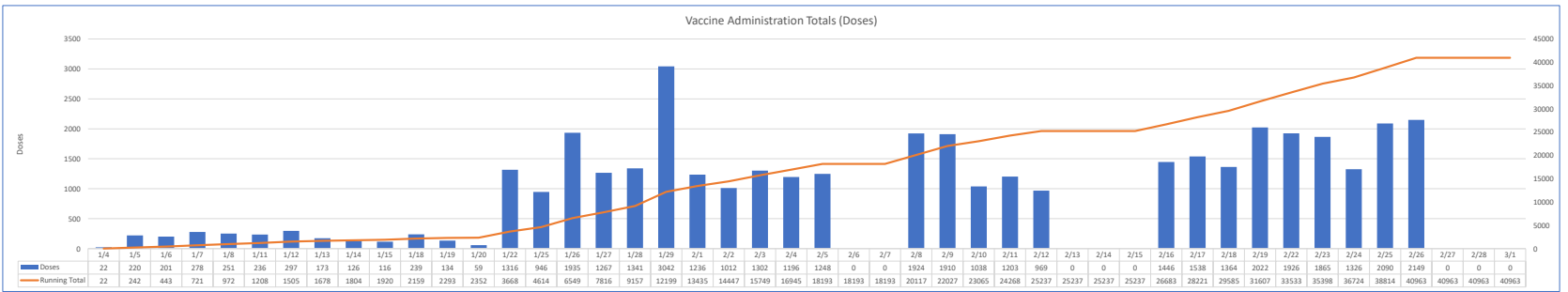


Current Ventilator Usage	
Unit	In-use
CCU	7
COVID-CCU	5
COVID-MED	0
<b>Total</b>	<b>12</b>



12/17/2020 - Convalescing COVID-19 Inpatients Added to Dashboard Totals  
 Convalescing COVID-19 patients have tested positive over 20 days ago and no longer require isolation (per CDC guidelines), but still require hospital care to treat complications caused by the COVID-19 virus

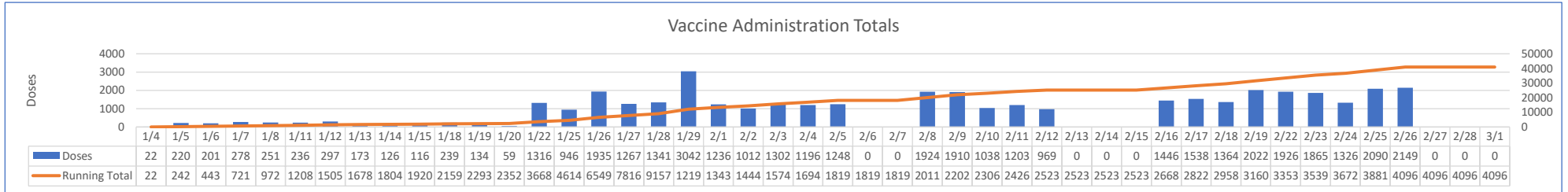
Vaccination Totals	
This Week	0
Last Week	9356
This Month	0
Last Month	28764
<b>Total</b>	<b>43285</b>





**COVID-19 Vaccination Administration Report**

Last Update: 03/01/21 06:21 AM



Location	Yesterday	This Week	Last Week	This Month	Last Month	Total
Midland Health - Casa De Amigos					102	132
Midland Health - Dialysis Center					267	267
Midland Health - Employee Health			213		576	5,925
Midland Health - Encompass Rehab			10		42	66
Midland Health - Field's Edge					3	12
Midland Health - Fort Davis (Jeff Davis Co.)					405	405
Midland Health - Garden City			183		373	373
Midland Health - Golf Course Road CC			3,224		5,149	5,149
Midland Health - Horseshoe Arena			5,500		20,083	25,649
Midland Health - Manor Park					228	440
Midland Health - Marfa (Presidio Co.)					504	504
Midland Health - Midland Christian (School)					60	120
Midland Health - Midland Homebound			9		33	33
Midland Health - MISD			25		50	225
Midland Health - Parker Place			30		30	30
Midland Health - Polo Park			44		44	44
Midland Health - Santa Rita Senior Center			40		81	81
Midland Health - SE Senior Center			48		84	120
Midland Health - Senior Life			30		60	60
Midland Health - Senior Link					48	48
Midland Health - Trinity (School)					36	72
Transfer - Big Bend Regional (Alpine, Brewster Co.)	-	-	-	-	-	600
Transfer - Graham's Pharmacy (Midland)						198
Transfer - HEB Wadley (Midland)						42
Transfer - Lubbock Covenant					150	150
Transfer - Marfa Country Clinic					50	50
Transfer - Martin County Hospital						696
Transfer - Presidio County Health Services (PCHS)						402
Transfer - Scenic Mountain						798
Transfer - West Texas Allergy (Midland)					306	594
						43,285